

Scaled data based on original data using
LM-79-08 Approved Method: Electrical and Photometric Measurements of Solid-
State Lighting Products

Test Report Prepared for
Cooper Lighting Solutions
(formerly Eaton)

Brand: McGRAW-EDISON

Report Number: P385631

Luminaire Tested: **GWC-SA1B-722-U-SL3**

Issue Date: 3/3/2020

Test Information

Test Method: LM-79-08
Report Number: P385631
TEST IS SCALED FROM IESNA LM-79-08 TEST DATA (G2-1903-205-22)
Test Lab: INNOVATION CENTER
Issue Date: 3/3/2020
Manufacturer: COOPER LIGHTING SOLUTIONS (FORMERLY EATON)
Product Line: MCGRAW-EDISON
Catalog Number: GWC-SA1B-722-U-SL3
Description: GALLEON WALL LUMINAIRE
(1) 70 CRI, 2200K, 800mA LIGHTSQUARE WITH 16 LEDS AND TYPE III SPILL
LIGHT ELIMINATOR OPTICS
Light Source: -
Ballast/Driver: ELECTRONIC DRIVER

Summary

Lumens per Lamp: N/A
Luminaire Lumens: 4487 lumens
Efficiency: N/A
Efficacy: 102.0 lumens/watt
Luminous Opening: Rectangular (W 0.5' x L: 0.5' x H: 0')
IES Classification: Type III - Medium
BUG Rating: B1 - U0 - G2

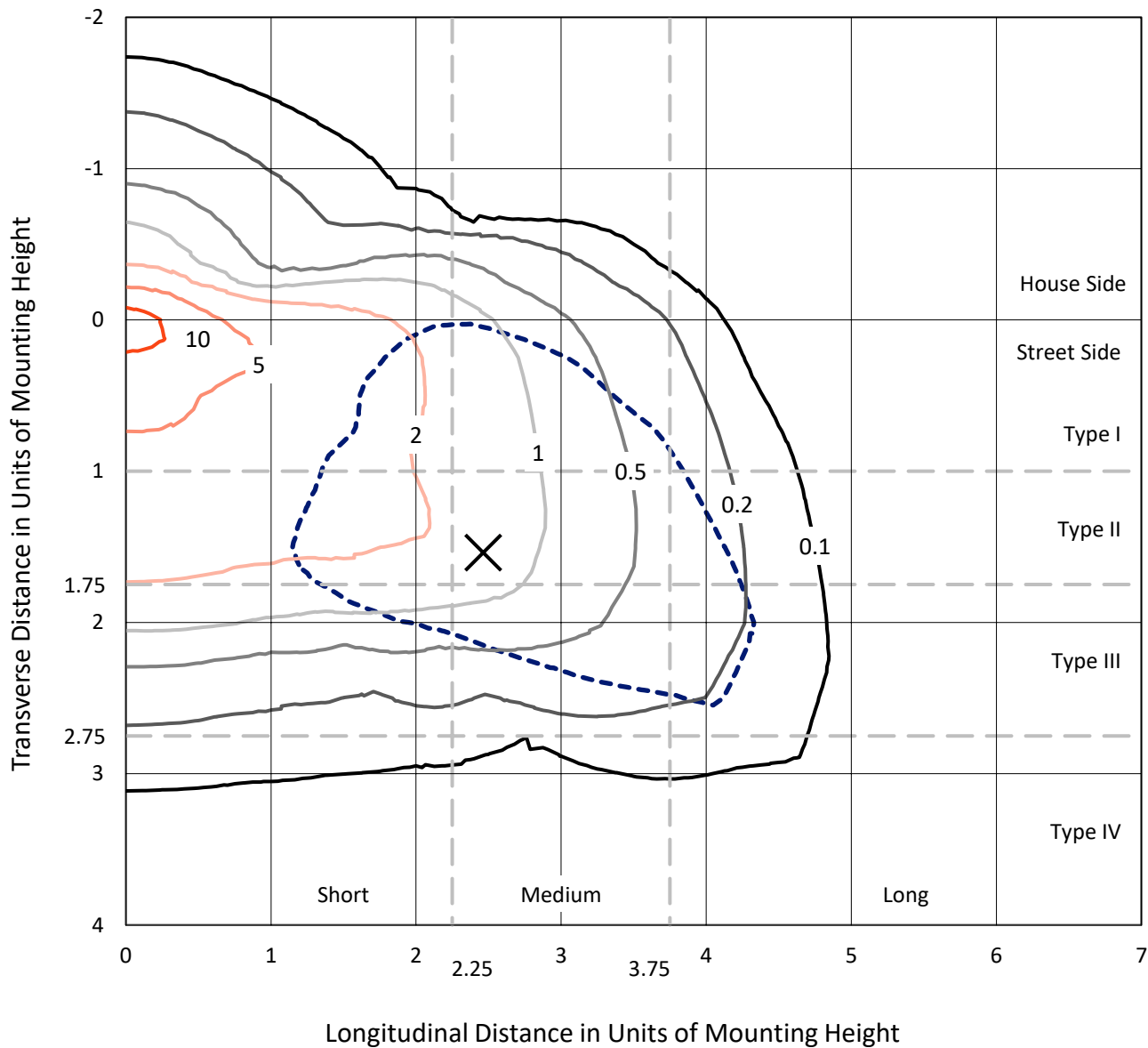
Input Watts (W): 44
Input Voltage (V): NR
Input Current (Ain): NR
Voltage Rise (V): NR
Power Factor: NR
Total Harmonic Distortion (THDi): NR
Frequency (hertz): 60
Stabilization Time: NR
Operation Time: NR
Ambient Temperature (°C): NR
Test Distance: 24 FT



REPORT NUMBER: P385631
 CATALOG NUMBER: GWC-SA1B-722-U-SL3

Iso-Footcandle Lines of Horizontal Illumination

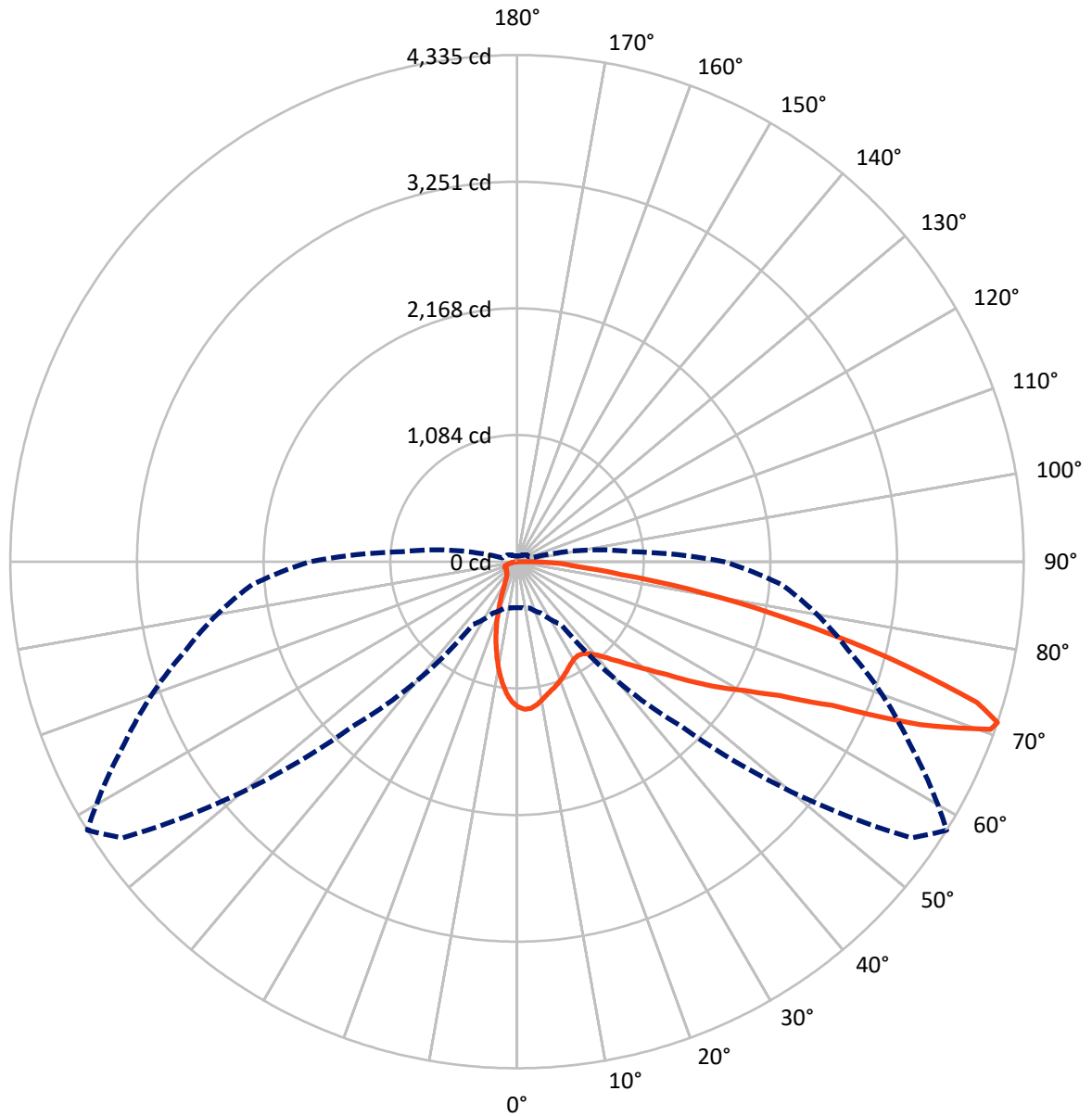
× Max cd
 - - - 1/2 Max cd



Based on 10 foot mounting height. Maximum calculated value = 12.4 fc
 Type III - Medium - N/A

REPORT NUMBER: P385631
CATALOG NUMBER: GWC-SA1B-722-U-SL3

Luminous Intensity Polar Plot



— Vertical Plane Through 58-Deg Lateral - - - Horizontal Cone Through 71-Deg Vertical

REPORT NUMBER: P385631

CATALOG NUMBER: GWC-SA1B-722-U-SL3

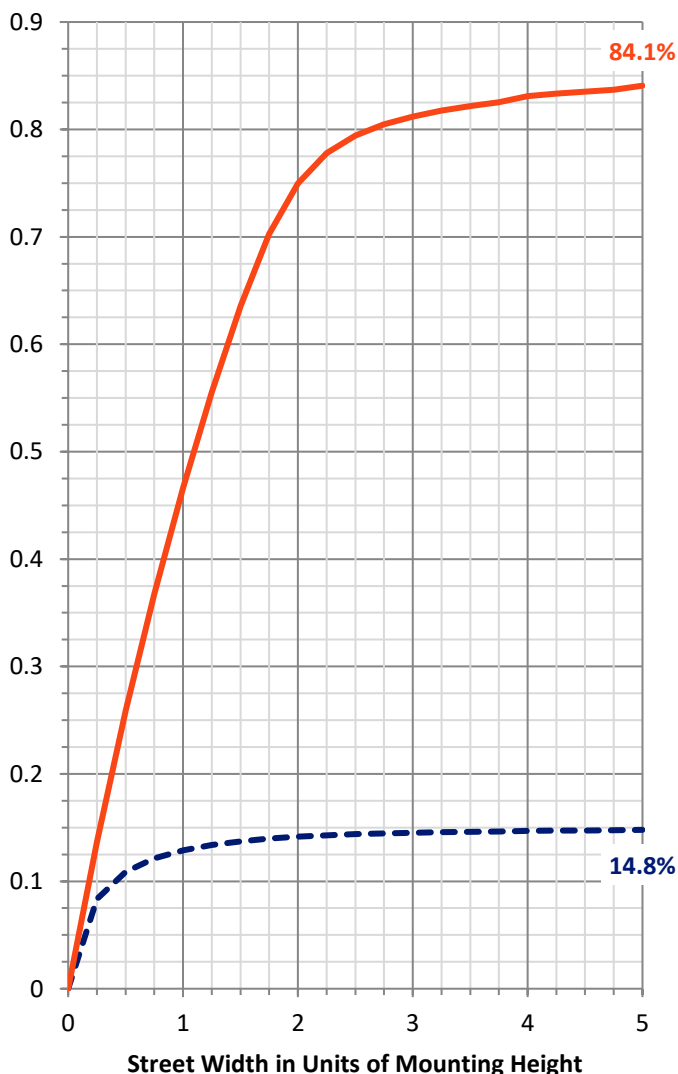
FLUX DISTRIBUTION:

		Downward	Upward	Total
House Side	Lumens	670.8	0.0	670.8
	% Fixture	15.0	0.0	15.0
Street Side	Lumens	3816.2	0.0	3816.2
	% Fixture	85.0	0.0	85.0
Total	Lumens	4487.0	0.0	4487.0
	% Fixture	100.0	0.0	100.0

ZONAL LUMENS:

Zone	Lumens	% Fixture
0°-10°	107.3	2.4
10°-20°	238.5	5.3
20°-30°	303.1	6.8
30°-40°	386.1	8.6
40°-50°	547.5	12.2
50°-60°	847.2	18.9
60°-70°	1153.4	25.7
70°-80°	769.5	17.1
80°-90°	134.5	3.0
90°-100°	0.0	0.0
100°-110°	0.0	0.0
110°-120°	0.0	0.0
120°-130°	0.0	0.0
130°-140°	0.0	0.0
140°-150°	0.0	0.0
150°-160°	0.0	0.0
160°-170°	0.0	0.0
170°-180°	0.0	0.0
0°-90°	4487.0	100.0
0°-180°	4487.0	100.0

Coefficient of Utilization



REPORT NUMBER: P385631

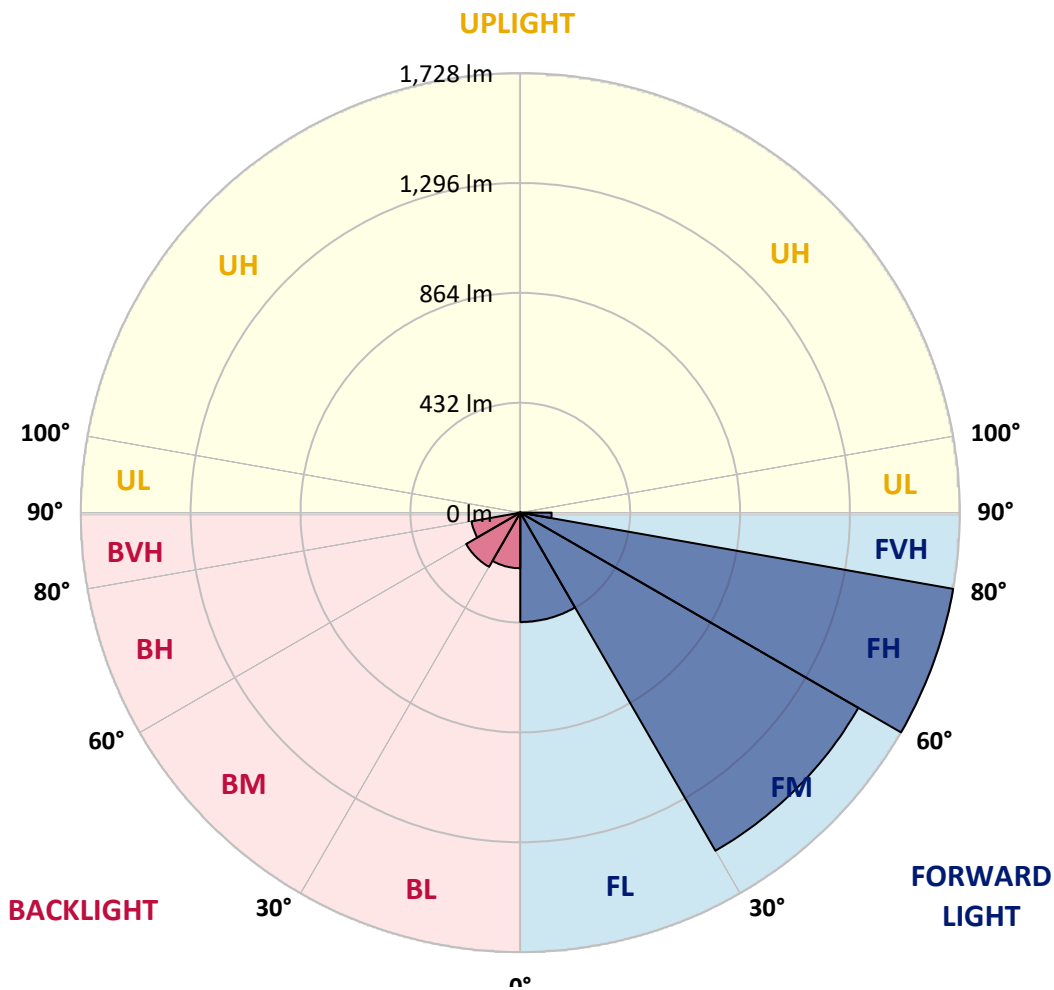
CATALOG NUMBER: GWC-SA1B-722-U-SL3

LUMINAIRE CLASSIFICATION SYSTEM LUMEN TABLE AND BUG RATING:

Zone	Lumens	% Fixture	Zone Rating/Lumen Limit		
			B	U	G
FL (0°-30°)	430.2	9.6			
FM (30°-60°)	1534.8	34.2			
FH (60°-80°)	1727.9	38.5			G1/1800
FVH (80°-90°)	123.3	2.7			G2/225
BL (0°-30°)	218.7	4.9	B1/500		
BM (30°-60°)	246.0	5.5	B1/1000		
BH (60°-80°)	195.0	4.3	B1/500		G1/500
BVH (80°-90°)	11.2	0.2			G1/100
UL (90°-100°)	0.0	0.0		U0/0	
UH (100°-180°)	0.0	0.0		U0/0	

BUG Rating: B1-U0-G2

Type III Medium





REPORT NUMBER: P385631

CATALOG NUMBER: GWC-SA1B-722-U-SL3

CANDELA DISTRIBUTION (FULL):

	0°	5°	15°	25°	35°	45°	55°	58°	65°	75°	85°
0°	1243.2	1243.2	1243.2	1243.2	1243.2	1243.2	1243.2	1243.2	1243.2	1243.2	1243.2
2.5°	1276.2	1274.5	1275.1	1273.8	1270.9	1267.9	1263.5	1264.3	1258.2	1249.1	1237.9
5°	1252.1	1251.5	1256.2	1258.8	1261.0	1259.3	1258.0	1259.6	1250.7	1238.2	1218.7
7.5°	1201.6	1194.7	1200.7	1209.6	1218.0	1224.4	1232.9	1234.0	1228.4	1215.2	1189.6
10°	1129.9	1123.3	1132.1	1146.0	1162.9	1178.2	1195.2	1198.3	1199.4	1187.6	1156.5
12.5°	1055.5	1050.5	1059.2	1078.8	1106.8	1130.4	1157.5	1162.2	1171.9	1164.0	1125.8
15°	988.9	987.0	997.7	1016.9	1049.1	1085.2	1124.4	1133.0	1149.4	1146.8	1101.9
17.5°	931.4	930.9	939.0	959.2	994.8	1040.5	1091.4	1106.0	1130.4	1133.5	1082.2
20°	888.6	887.6	893.2	908.1	944.8	996.6	1055.8	1075.8	1111.0	1121.9	1061.9
22.5°	865.6	865.4	865.6	872.6	902.6	950.8	1021.1	1045.5	1092.1	1112.7	1039.4
25°	861.7	861.2	857.8	857.0	874.0	912.5	986.7	1013.6	1074.1	1106.3	1018.0
27.5°	871.8	872.5	867.9	860.6	864.0	887.3	956.9	985.6	1059.7	1105.0	1003.1
30°	892.9	892.6	888.7	881.1	874.3	877.9	935.6	964.4	1050.0	1110.5	993.0
32.5°	916.2	917.9	917.2	912.9	902.9	888.6	929.2	957.3	1047.2	1123.6	988.6
35°	944.2	946.1	951.7	955.0	943.3	920.1	942.9	967.3	1055.3	1148.3	995.6
37.5°	970.8	975.6	991.4	1005.3	995.3	969.5	979.5	996.9	1080.5	1187.2	1014.5
40°	1001.4	1005.6	1031.4	1061.0	1059.4	1032.7	1038.4	1050.0	1124.9	1243.0	1048.8
42.5°	1031.6	1040.0	1077.4	1119.3	1131.3	1107.7	1116.9	1123.0	1187.4	1317.0	1108.5
45°	1071.7	1080.8	1132.7	1183.2	1211.3	1198.0	1212.7	1215.1	1266.0	1417.6	1195.2
47.5°	1132.5	1142.9	1203.3	1256.3	1299.3	1300.7	1324.9	1324.0	1364.2	1532.8	1304.5
50°	1227.3	1242.1	1291.7	1341.2	1393.4	1422.5	1454.8	1450.3	1481.9	1655.5	1430.3
52.5°	1351.4	1358.2	1395.0	1431.5	1496.4	1561.6	1608.0	1603.9	1615.3	1781.6	1573.1
55°	1480.0	1485.1	1500.3	1520.3	1607.5	1713.8	1812.0	1805.6	1776.6	1912.6	1714.3
57.5°	1595.7	1606.1	1616.6	1624.9	1719.4	1872.9	2020.6	2021.1	1951.7	2053.9	1860.1
60°	1613.6	1622.8	1692.1	1757.4	1910.9	2085.2	2244.0	2239.3	2132.9	2207.2	2022.7
62.5°	1426.4	1447.2	1562.8	1736.6	2095.3	2473.4	2528.9	2523.1	2349.5	2396.2	2211.9
65°	1022.2	1045.8	1185.4	1446.5	2005.9	2901.2	3043.1	2965.3	2644.9	2628.6	2433.6
67.5°	589.7	595.3	655.8	865.6	1527.3	2923.6	3827.6	3718.7	3103.6	2892.3	2542.0
70°	436.1	435.9	450.3	532.7	826.5	2386.1	4200.7	4298.4	3586.6	2979.1	2388.7
71°	394.3	394.8	410.9	484.8	654.6	1997.2	4121.4	4335.3	3713.8	2936.2	2277.7
72.5°	337.3	338.9	361.2	434.8	550.6	1377.3	3780.1	4113.9	3774.1	2830.6	2104.1
75°	255.9	259.5	290.4	366.5	503.3	698.5	2774.3	3285.1	3352.8	2497.7	1563.5
77.5°	182.6	186.6	221.6	308.2	478.4	526.4	1857.9	2396.2	2467.3	1600.7	705.2
80°	115.3	120.2	146.6	245.2	449.5	499.8	1167.6	1610.7	1345.4	512.2	179.4
82.5°	67.7	71.4	91.0	160.2	367.1	481.4	686.9	892.8	523.6	154.7	81.6
85°	39.2	41.0	56.7	102.1	266.6	454.4	504.7	499.1	227.3	75.6	38.6
87.5°	18.3	20.3	33.6	53.3	148.0	329.3	398.9	344.6	141.3	35.5	18.1
90°	0.0	0.0	0.0	0.0	0.0	0.0	0.0	0.0	0.0	0.0	0.0



REPORT NUMBER: P385631
 CATALOG NUMBER: GWC-SA1B-722-U-SL3

CANDELA DISTRIBUTION (continued):

	90°	95°	105°	115°	125°	135°	145°	155°	165°	175°	180°
0°	1243.2	1243.2	1243.2	1243.2	1243.2	1243.2	1243.2	1243.2	1243.2	1243.2	1243.2
2.5°	1232.4	1229.8	1218.7	1208.8	1198.5	1185.1	1170.2	1168.3	1159.3	1161.0	1157.9
5°	1208.0	1201.3	1174.6	1150.4	1121.8	1096.1	1068.3	1055.5	1037.0	1035.8	1031.1
7.5°	1173.2	1160.7	1119.3	1073.3	1027.4	983.6	940.3	911.8	882.8	870.4	869.3
10°	1133.9	1112.7	1051.7	983.7	917.5	853.5	791.7	745.9	704.6	685.1	684.3
12.5°	1096.7	1065.3	981.7	889.2	798.5	715.7	630.8	570.6	518.9	501.6	494.2
15°	1065.2	1020.9	913.6	795.2	685.2	570.2	473.6	410.3	362.5	345.9	342.8
17.5°	1034.5	977.6	843.7	700.4	567.4	440.9	344.2	297.1	271.6	264.9	264.8
20°	1004.1	933.1	770.7	603.3	453.4	329.8	264.6	243.5	234.9	234.1	232.9
22.5°	969.5	885.9	694.0	505.9	353.9	259.3	224.9	216.5	215.4	218.2	218.2
25°	937.2	839.0	616.1	410.6	275.2	216.3	200.8	199.1	202.1	207.1	207.6
27.5°	907.0	793.8	540.2	325.9	220.5	190.5	184.1	186.2	191.5	197.2	197.4
30°	882.1	751.2	466.4	256.8	186.3	171.3	170.2	174.3	180.1	184.6	185.7
32.5°	862.9	714.8	395.1	206.5	164.0	156.9	157.9	161.3	164.9	167.4	169.1
35°	854.0	683.5	329.3	174.1	149.7	145.8	147.1	149.0	150.5	152.4	153.8
37.5°	855.6	659.3	270.6	154.0	140.2	138.2	138.2	138.2	138.2	139.1	139.3
40°	870.1	645.4	222.7	141.1	133.8	131.6	129.9	128.3	127.1	127.7	127.4
42.5°	907.3	644.1	187.7	133.0	128.6	125.0	121.6	119.4	117.8	118.5	118.8
45°	970.5	659.7	164.1	127.2	123.8	118.3	113.9	111.6	110.5	112.5	112.8
47.5°	1052.2	693.8	149.7	123.0	119.3	112.1	107.4	105.2	105.5	108.5	109.3
50°	1157.5	749.1	142.9	120.3	116.1	106.8	101.9	100.0	101.0	105.2	106.1
52.5°	1273.2	828.9	143.6	119.6	114.1	102.8	97.7	95.5	97.1	101.0	101.8
55°	1406.7	924.7	156.6	120.7	111.1	100.3	94.2	90.5	91.7	95.3	96.0
57.5°	1555.0	1034.4	182.7	120.3	107.4	98.0	90.7	85.0	86.0	88.2	88.8
60°	1709.4	1166.9	223.2	121.3	105.7	95.2	85.8	78.8	78.5	80.3	80.7
62.5°	1894.8	1320.3	269.5	121.9	106.8	91.6	79.4	72.5	71.6	72.1	72.4
65°	2085.8	1431.2	252.1	119.4	110.2	88.6	73.8	66.4	64.7	64.4	64.6
67.5°	2091.7	1312.3	176.8	114.4	111.6	87.1	69.6	61.3	58.5	57.4	57.2
70°	1875.9	1066.1	137.7	109.1	106.0	84.6	65.6	57.0	52.8	51.1	51.0
71°	1770.6	981.4	130.5	106.4	101.8	82.1	63.9	55.2	50.8	48.9	48.6
72.5°	1605.3	879.8	121.8	102.2	93.6	75.6	60.6	52.5	48.0	45.8	45.3
75°	1152.1	575.3	104.6	91.1	77.5	60.3	53.1	47.2	43.3	40.6	40.3
77.5°	443.9	229.0	79.1	75.8	59.4	47.2	43.8	40.8	38.0	35.3	35.2
80°	137.2	102.4	57.7	57.0	43.0	35.2	34.1	33.3	32.2	29.4	28.8
82.5°	73.3	58.8	39.7	36.9	28.1	23.4	24.7	25.0	25.2	22.2	21.9
85°	35.0	31.1	22.4	20.9	16.4	13.1	15.2	16.4	16.6	13.6	12.7
87.5°	16.7	16.3	10.5	8.0	6.1	4.4	5.3	6.6	7.2	5.2	4.5
90°	0.0	0.0	0.0	0.0	0.0	0.0	0.0	0.0	0.0	0.0	0.0

Signify Classified - Internal
Cooper Lighting Solutions Photometric Lab
1121 Highway 74 South
Peachtree City, GA 30269

Scaled Data Report



Report Generated By 670245982

Signify Classified - Internal
Cooper Lighting Solutions Photometric Lab
1121 Highway 74 South
Peachtree City, GA 30269

Scaled Data Report



Signify Classified - Internal
Cooper Lighting Solutions Photometric Lab
1121 Highway 74 South
Peachtree City, GA 30269

Scaled Data Report



Signify Classified - Internal
Cooper Lighting Solutions Photometric Lab
1121 Highway 74 South
Peachtree City, GA 30269

Scaled Data Report



Signify Classified - Internal
Cooper Lighting Solutions Photometric Lab
1121 Highway 74 South
Peachtree City, GA 30269

Scaled Data Report



--- HS — SS

Signify Classified - Internal
Cooper Lighting Solutions Photometric Lab
1121 Highway 74 South
Peachtree City, GA 30269

Scaled Data Report



u

Signify Classified - Internal
Cooper Lighting Solutions Photometric Lab
1121 Highway 74 South
Peachtree City, GA 30269

Scaled Data Report



Signify Classified - Internal
Cooper Lighting Solutions Photometric Lab
1121 Highway 74 South
Peachtree City, GA 30269

Scaled Data Report



(END OF REPORT)